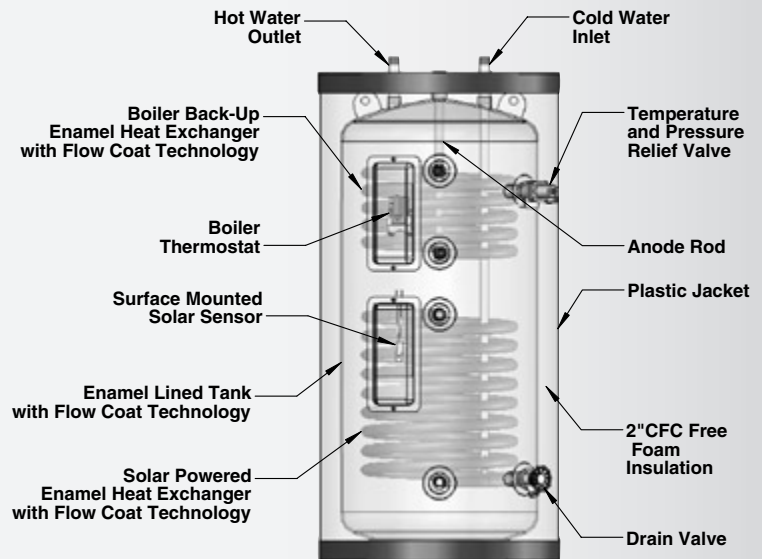
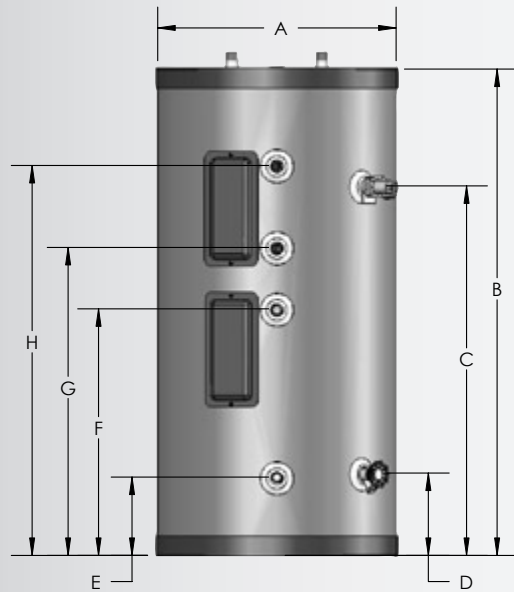


**Features:**

- Specially formulated Enamel Flow Coat guarantees 100% tank coverage. No exposed welds
- Solar Heat Exchanger - provides maximum heat transfer of solar energy into hot water
- Back-Up Boiler Heat Exchanger - provides back-up heat source from the boiler if the solar fails to keep up with the hot water demand
- Environmentally safe CFC free water blown, extra thick foam insulation allows less than 1/2 degree F per hour heat loss, the best in the industry
- Outer Shell constructed of grey finished durable plastic for rust and impact resistance
- Limited warranty - 5 years commercial and 7 years residential
- Factory supplied Temperature and Pressure Relief Valve and Drain
- SRCC OG300 Certified Listing pending - applies to Federal Tax Credit when connected to Solar Panel



CONTENDER SOLAR WATER HEATER DIMENSIONS									
		DIMENSIONS							
MODEL #	GAL.	A	B	C	D	E	F	G	H
SSC-50SB	50	23"	46-1/2"	36-1/2"	8-1/4"	8"	24"	30"	37-1/2"
SSC-80SB	80	23"	71-1/2"	60-1/4"	8-1/4"	8"	34"	43"	55-1/2"
SSC-119SB	119	27"	64"	51-1/4"	11"	10-1/2"	28"	36"	47"

CONTENDER SOLAR WATER HEATER SPECS				
MODEL #	GAL.	HEAT EXCHANGER OUTLET SIZE	INLET/OUTLET SIZE	SHIPPING WEIGHT (lbs)
SSC-50SB	50	1" NPT	3/4" NPT	187
SSC-80SB	80	1" NPT	1-1/2" NPT	286
SSC-119SB	119	1" NPT	1-1/2" NPT	367

CONTENDER GLASS LINED SOLAR SB SERIES								
MODEL	HX VOLUME GALLONS		HEATED WATER VOLUME OF BACK UP	RECOVERY OF BACK UP IN MINUTES		BOILER OUTPUT FOR TEST RECOVERY	FIRST DRAW*	
	SOLAR	BOILER		65 ° RISE	90 ° RISE		65 ° RISE	90 ° RISE
SSC-50SB	2 GAL	1 GAL	18 GAL	12 MIN	17 MIN	80,000 BTU/HR	20 GAL	14 GAL
SSC-80SB	2 GAL	1 GAL	37 GAL	17 MIN	24 MIN	90,000 BTU/HR	38 GAL	26 GAL
SSC-119B	2 GAL	1 GAL	67 GAL	22 MIN	31 MIN	100,000 BTU/HR	70 GAL	46 GAL

\* AMOUNT OF WATER DRAWN OUT OF STORAGE TANK WITHOUT ANY ENERGY INPUT

LP-198  
 06/22/07

Heat Transfer reserves the right to make product changes or updates without notice. Heat Transfer will not be held liable for typographical errors in literature. For questions, please consult the factory.

# Solar Water Heater Specifications

## GLASS LINED SB SERIES

This solar hot water storage tank shall be designed for production of domestic hot water from either a solar panel or a boiler. This tank shall be equipped with two heat exchangers to transfer heat from either source. The solar heat exchanger shall be located at the bottom section of the tank to heat the entire water volume of the storage tank. The boiler heat exchanger shall be located at the upper section of the storage tank, providing back up heat when the solar panel is not providing enough heat to maintain the upper operating set point of the tank. This storage tank shall have a capacity of \_\_\_\_\_ gallons.

This solar hot water storage tank will be equipped with a stud and securing nut to mount a sensor to the tank that will control the operation of the solar heat exchanger. This storage tank will have an additional control located in the upper portion of the tank, which will monitor and control the operation of boiler back up heat source to maintain the desired water temperature.

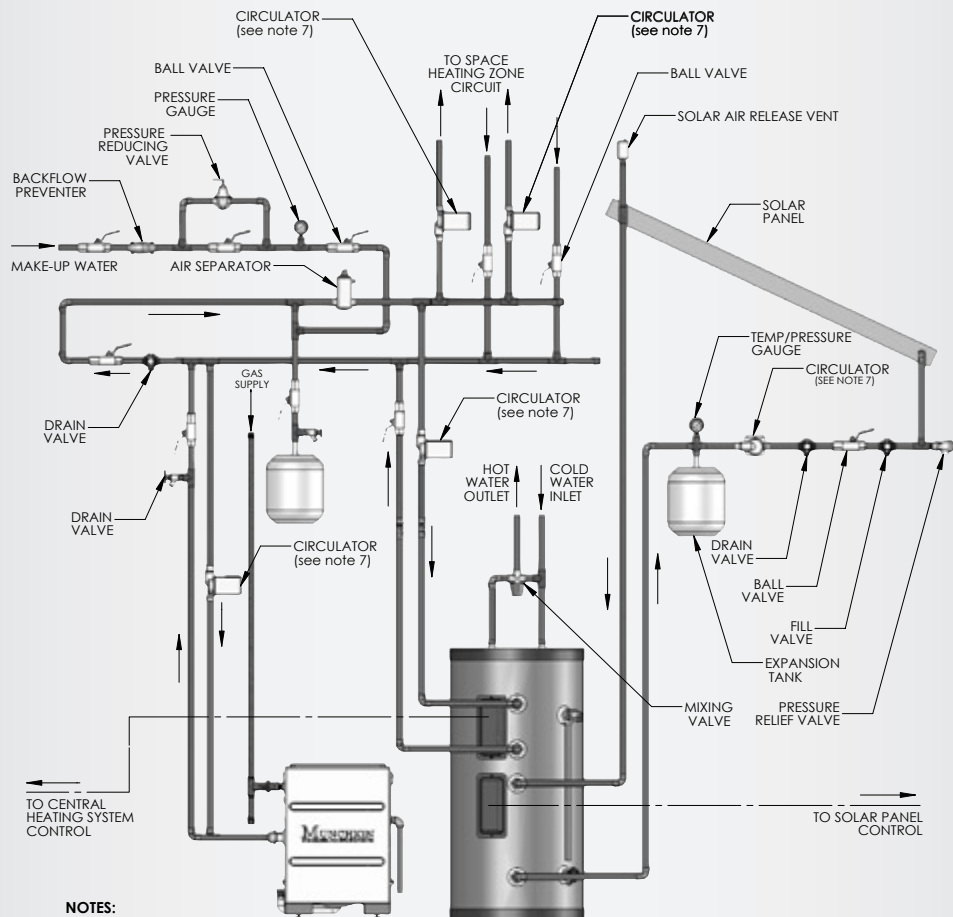
This tank will be constructed with glass lined, flow coated technology with an applied enamel coating covering 100% of the inner tank surface. The outer tank shell shall be

constructed of high density polyethylene plastic with 2 inches of CFC free polyurethane foam insulation. This tank shall be supplied with a full port drain valve and a T & P with a rated relief pressure of 150 PSI and temperature relief at 210 degrees.

## Heat Transfer

Advanced Heating and Hot Water Systems

**SUPERstor** CONTENDER SOLAR **SB** with Solar Panel



**NOTES:**

1. THIS DRAWING IS MEANT TO SHOW A SYSTEM PIPING CONCEPT ONLY. THE INSTALLER IS RESPONSIBLE FOR ALL EQUIPMENT AND DETAILING BY LOCAL CODES.
2. \* ANTI-FREEZE, NON- POTABLE HEAT TRANSFER FLUID SHALL BE USED FOR THE SOLAR HEAT EXCHANGER CIRCUIT ONLY. NEVER INTRODUCE ANTI-FREEZE SOLUTION TO ANY OTHER CONNECTION OTHER THAN THE SOLAR HEAT EXCHANGER.
3. IF THERE IS A CHECK VALVE ON THE COLD WATER FEED LINE, A THERMAL EXPANSION TANK SUITABLE FOR POTABLE WATER MUST BE SIZED AND INSTALLED WITHIN THIS PIPING SYSTEM BETWEEN THE CHECK VALVE AND THE COLD WATER INLET OF THE SOLAR WATER HEATER. REFER TO FIG 3-1
4. AN ANTI-SCALD MIXING VALVE IS RECOMMENDED IF THE DOMESTIC HOT WATER SETTING IS ABOVE 120F.
5. A MINIMUM OF 12 DIAMETERS OF STRAIGHT PIPE MUST BE INSTALLED UPSTREAM OF ALL CIRCULATORS.
6. **FOR ALL SE MODELS**, MAKE SURE TANK IS FULLY PURGED OF AIR BEFORE POWER IS TURNED ON TO THE ELECTRIC ELEMENT.
7. ALL CIRCULATORS SHOWN ABOVE SHOULD HAVE INTEGRAL FLOW CHECK.

LP-200-B  
06/28/07